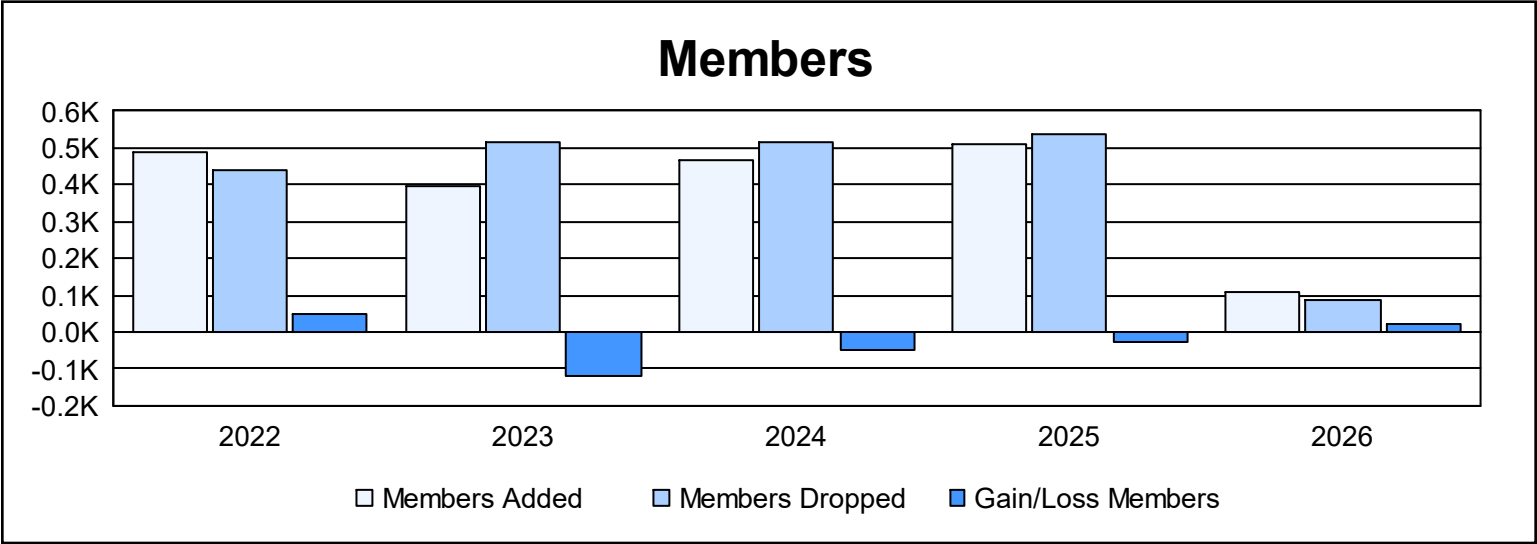
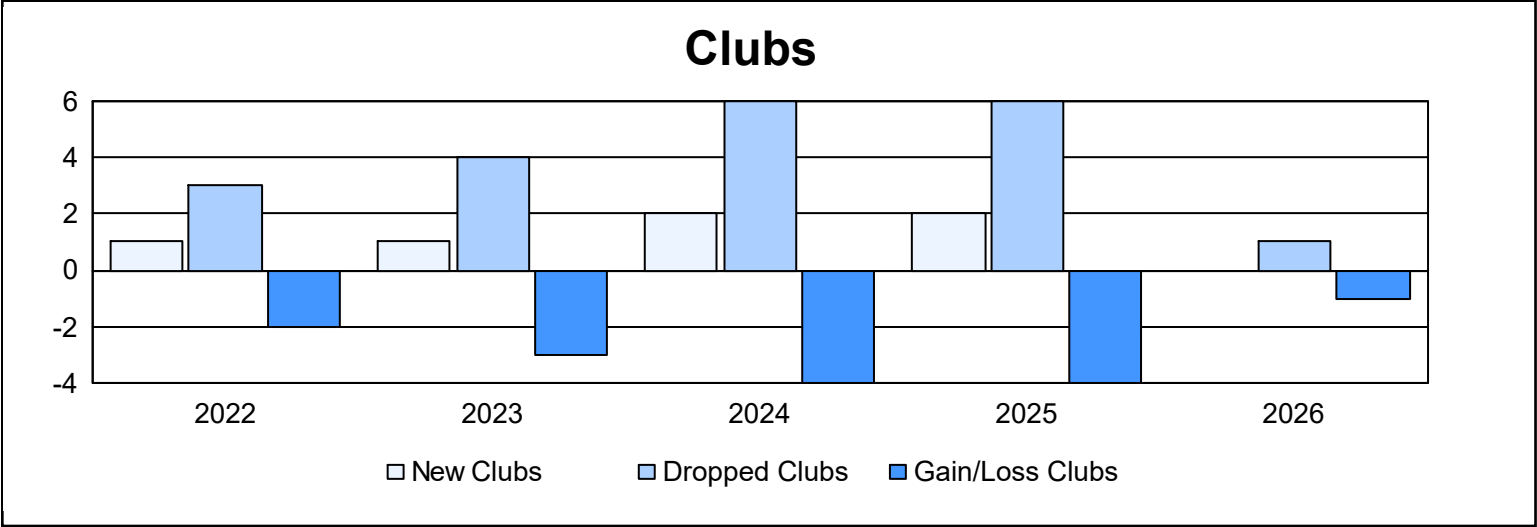
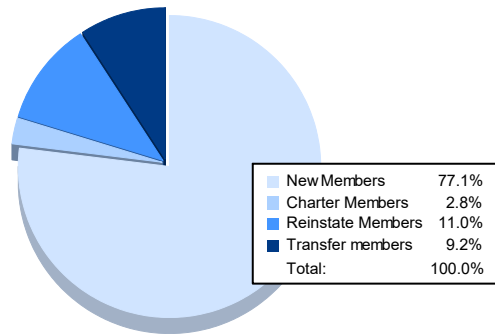


| Year | New Clubs | Dropped Clubs | Gain/ Loss Clubs | New Members | Charter Members | Reinstate Members | Transfer Members | Total Member Added | Total Members Dropped | Gain/ Loss Members |
|-----------|-----------|---------------|------------------|-------------|-----------------|-------------------|------------------|--------------------|-----------------------|--------------------|
| 2021-2022 | 1 | 3 | -2 | 400 | 23 | 28 | 36 | 487 | 440 | 47 |
| 2022-2023 | 1 | 4 | -3 | 336 | 31 | 8 | 22 | 397 | 514 | -117 |
| 2023-2024 | 2 | 6 | -4 | 345 | 54 | 41 | 28 | 468 | 518 | -50 |
| 2024-2025 | 2 | 6 | -4 | 383 | 46 | 51 | 28 | 508 | 536 | -28 |
| 2025-2026 | 0 | 1 | -1 | 84 | 3 | 12 | 10 | 109 | 85 | 24 |
| Average | 1 | 4 | -3 | 310 | 31 | 28 | 25 | 394 | 419 | -25 |



Membership Composition September 2025 Cumulative



Gender Composition September 2025 Cumulative

